
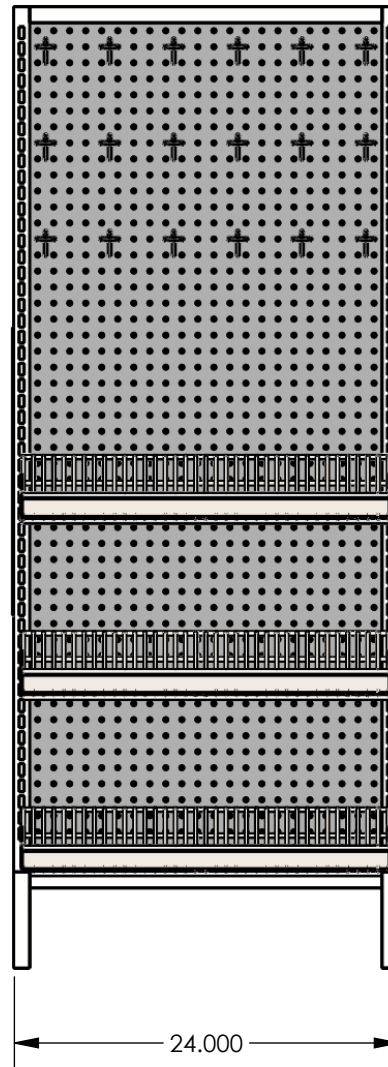
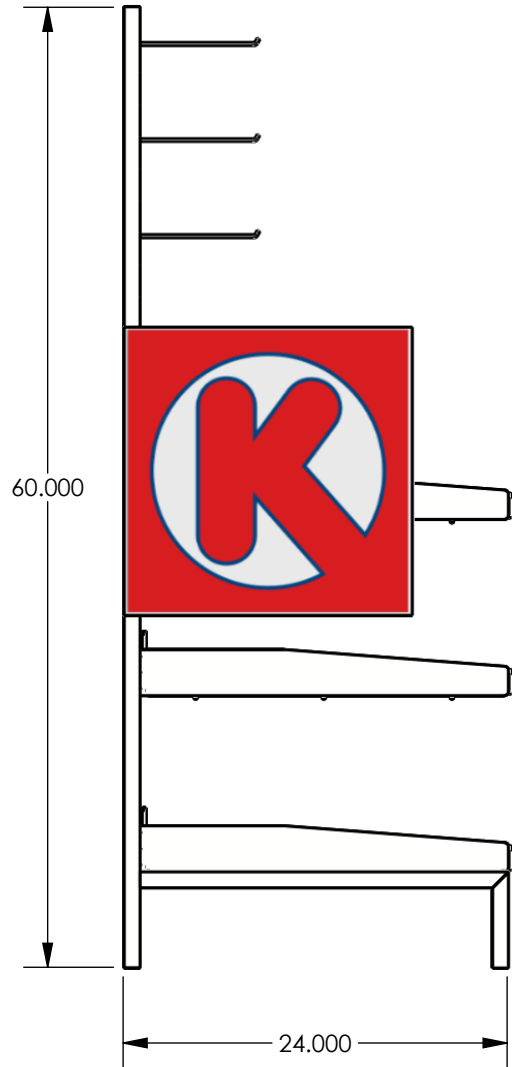


BOTTOM SHELF
WELDED TO BOTTOM
OF RACK

CDW CREATIVE DISPLAY
WORKS INC.

UNLESS OTHERWISE SPECIFIED DIMENSIONS ARE IN INCHES TOLERANCES ARE: FRACTIONS DECIMALS ANGLES +/- 1/32" .X = +/- .030 +/- 1° .XX = +/- .020 .XXX = +/- .010	APPROVALS Engineered	DATE	LARGE WIRE SHELF STAND	
	RH	12/1/2015	SIZE A	REV. A
CUSTOMER	Drawn	DATE	DWG. NO.	
Circle K	RH	12/1/2015	CDW-LWSS-1000	
	Checked		DO NOT SCALE DRAWING	SHEET 1 OF 2



CDW CREATIVE DISPLAY
WORKS INC.

UNLESS OTHERWISE SPECIFIED DIMENSIONS ARE IN INCHES TOLERANCES ARE: FRACTIONS DECIMALS ANGLES +/- 1/32" .X = +/- .030 +/- 1° .XX = +/- .020 .XXX = +/- .010	APPROVALS Engineered RH	DATE 12/1/2015	LARGE WIRE SHELF STAND	
	Drawn RH	12/1/2015	SIZE A	REV. A
CUSTOMER Circle K	Checked		DWG. NO. CDW-LWSS-1000	
DO NOT SCALE DRAWING				SHEET 2 OF 2