

# CDW CREATIVE DISPLAY WORKS INC.

## Low-profile gondola fixtures – 2025 catalog




Image: Low-profile 54" tall gondola – double-sided display with optional base drawers. On the left, our 10-shelf waterfall candy racks extending above the gondola top. 11" peg hooks with scan tag holder, chip basket shelves, and base deck merchandised on aisle right.

Creative Display Works designs and manufactures all types of sales displays for the c-store industry. We take pride in making our low-profile gondola and shipping them assembled for our clients. We manufacture in Phoenix, Arizona, and ship on pallet to 48 states. Call us or reply today to get a custom quote for your store's gondola and fixture needs.

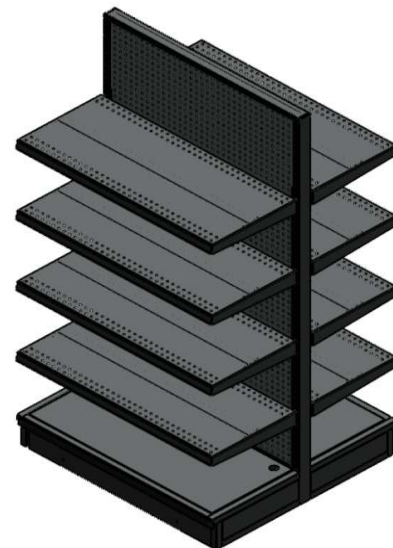
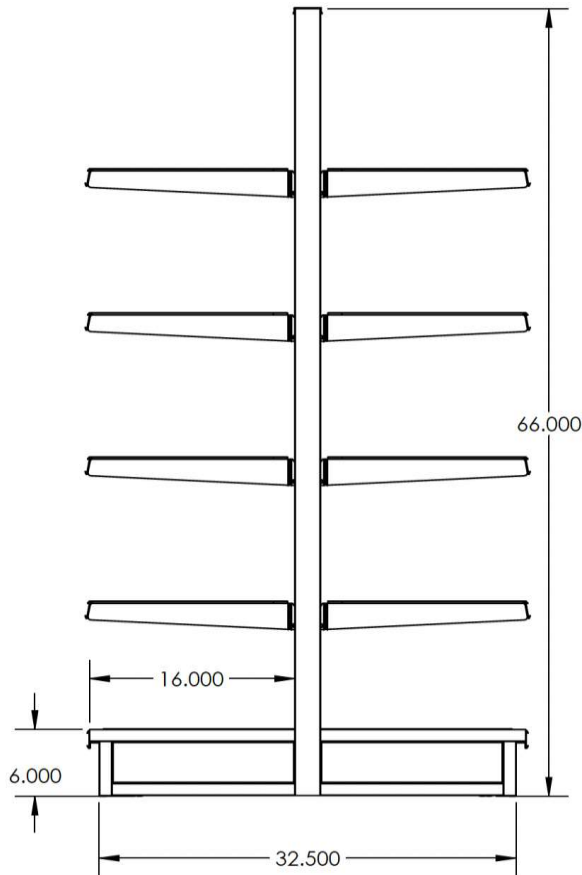
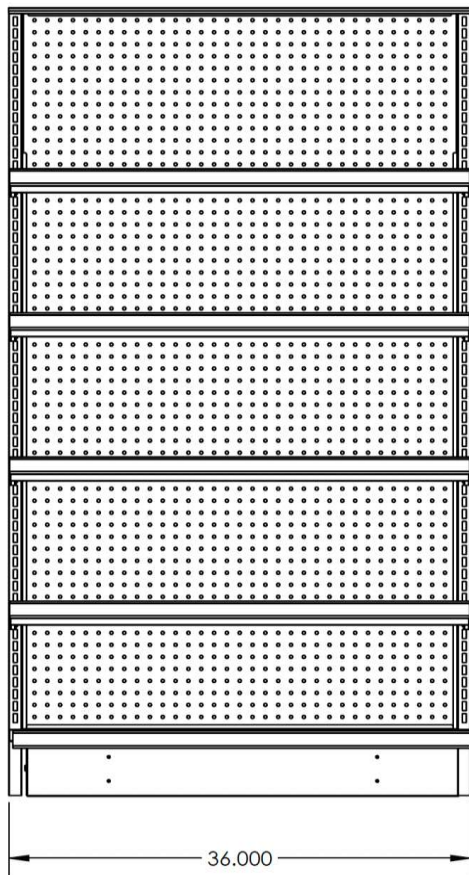


## CDW gondola features overview – 3ft wide modular fixtures

- Our 3ft-wide modular gondola fixtures are built with hand-welded American steel and available in both double-sided and single-sided units.
- Double-sided units are great for making aisles or for use as 'island' displays. Single-sided gondola units work well placed against walls, and as aisle 'end caps.'
- Our best-selling low-profile 3ft-wide fixtures are available in **66" and 54" height**. And we also make single-sided 3ft wide gondola fixtures as tall as **72" tall**, for using against walls.
- All gondola shelving has steel 'c' style tag channel on the front. Gondola base deck and chip shelves also include steel tag channel.
- All gondola shelves are adjustable in 1" height increments. Our steel gondola shelves are available in **16" and 10" depth**, if you want a shallow top shelf across your aisle run.
- Fixtures come standard with leveling floor glides - optional swivel caster wheels are available.
- Gondola units stand nicely side-by-side or connect them with included top and bottom steel clips
- Attractive black pegboard is standard on all CDW gondola, end caps, and end panels. We don't offer it in other colors.
- Fixtures and shelving finished in semi-gloss black power coat
- Optional base storage drawers available – use for overstock or extra peg hook storage
- We manufacture in Phoenix Arizona, USA with hand-welded steel and sheet metal to ensure long-term fixture durability.



## 3ft wide x 66" tall gondola dimensions & images



3ft x 66" tall double-sided gondola fixture shown with (8) 16" deep steel shelves



9ft x 66" tall double-sided gondola with 11" peg hooks and scan tag holders – with no end panels

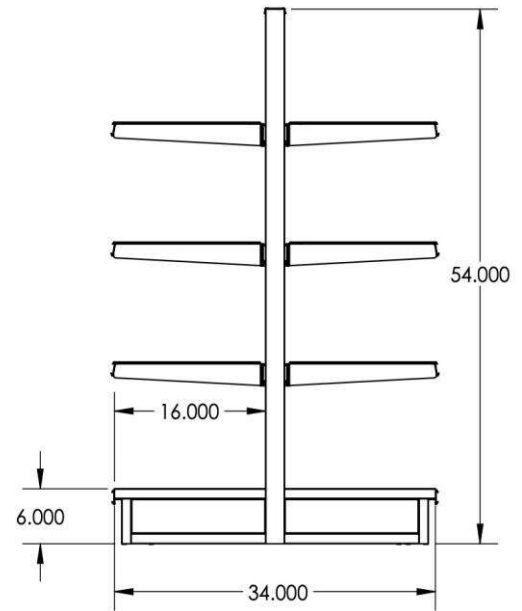


9ft x 66" tall gondola with (5) rows of chip shelves and end 66" panels on both ends



# CDW CREATIVE DISPLAY WORKS INC.


## 3ft wide x 54" tall gondola dimensions & images



Quantity (2) 3ft x 54" gondola fixtures shown with (6) 16" steel shelves.

**'End panels'** - add to any double-sided gondola's side – end panels accept both shelves & peg hooks just like an 'end cap' but with no base deck. Or place stack outs against them until they may be needed in the future.

End panels hang-on securely with three built-in steel hooks and arrive pre-installed.



54" tall low-profile gondola with end panels and 16" deep steel shelves



# CDW CREATIVE DISPLAY WORKS INC.

## 54" tall gondola aisle images


### 10" deep shelves - narrow top shelf option

Having a narrow top shelf allows more light onto the 16" deep shelves below. Peg hooks placed directly below the narrow top shelf make great use of merchandisable space.

Image right: 18ft long x 54" aisle with 10" top shelf run – a well merchandised gondola aisle, product density.



3ft wide x 16" deep wire chip basket shelves on 54" tall gondola. (5) chip shelf rows in pic, including one placed at base.



54" gondola with end panel and (4) rows of chip basket shelves, with a 16" steel shelf holding dips.



## Optional friction-hold storage drawers & more features



3ft x 66" double-sided gondola



3ft x 66" double-sided gondola with optional base storage drawers added

Base storage drawers can be built-in as a premium option to any gondola unit. This provides a hidden space for overflow stock or extra peg hooks. Add drawers to as few or as many unit sides as desired.

### More gondola features

- Single-sided gondola units best for use against walls or as aisle 'end caps'
- Double-sided gondola units are best for building store aisles or for use as 'islands'
- CDW modular gondola units ship fully assembled. A friction-hold 'top-cap' allows pegboard to be replaced it ever becomes damaged.
- Gondolas connect to one another with simple top and bottom clips (included)
- Consider optional swivel casters to allow for easy moving – leveling floor glides come standard
- 16" deep base deck each side with removable floor panel for access below
- Attractive black pegboard is standard - accessories and peg hooks available in color match
- Hand-welded durable steel fixtures made in America with five-year warranty



# CDW CREATIVE DISPLAY WORKS INC.

## LED candy racks for standing on gondola base decks



### 9ft x 66" tall double-sided gondola display

(3) 3ft x 66" double-sided gondola units, (2) end panels, (3) 10-shelf LED candy racks.

Price for racks only – image shows racks well merchandised

\$3250 + shipping

### 9ft x 54" tall double-sided gondola display

(3) 3ft x 54" double-sided gondola units, (2) end panels & (3) 10-shelf LED candy racks.

Candy racks stand above the gondola top when standing on 54" gondola base deck.

Price for racks only – image shows racks well merchandised

\$3095 + shipping



LED candy racks are 16" deep at the base to allow for floor standing or for placement on gondola base decks. Our commercial-grade bright LED lights shine down below each shelf helping you create highly attractive candy aisles that sell more.

10-shelf 'waterfall style' wire candy rack dimensions: 3ft wide x 53 tall" x 16" deep

Candy racks include a hole in the upper frame on both sides, so they can be bolted together if desired, into beautiful in-line candy aisles.







## CDW Gondola Fixtures Price List – September 2025

56" and 66" tall gondola fixtures are our best sellers. Double-sided units are best for building aisles or used as display islands. Single-sided units work well against walls and used as aisle end caps. All gondola base decks are 6" tall and 16" deep per side.

*All prices per piece ~ order just the fixtures, shelves, and accessories you need for your layout*

### 3ft wide gondola units

	Single-sided	Double-sided
3' wide x 54" with leveling floor glides	\$249	\$335
3' wide x 66" with leveling floor glides	\$299	\$380
3' wide x 72" with leveling floor glides	\$349	N/A

**End panels** – add to any double-sided gondola's side – accepts shelves & peg hooks, but with no base deck. End panels hang-on securely with three built-in hooks and ship pre-installed.

3' wide x 54" tall end panel with black pegboard.....\$110 each

3' wide x 66" tall end panel with black pegboard.....\$120 each

### Premium options – base drawers & caster wheels

Add a base drawer to any gondola unit side – friction-hold, base storage drawer for overstock

Storage drawer w/rail glides added to any 3ft gondola.....\$110 per side

Add caster wheels to any gondola unit, 2 swivel + 2 locking casters.....\$58 per unit

**Shelves & accessories** – Order to suit – add only the accessories you need for your layout

*All prices per piece*

16" deep solid sheet metal shelf - standard gondola shelf.....\$48

10" deep solid sheet metal shelf - for narrower top shelf option.....\$47

16" deep wire 'chip basket' shelf.....\$40

11" peg hook, galvanized with plastic tag holder.....\$1.40

11" peg hook, powder coated gloss black, with plastic tag holder.....\$1.90

6" peg hook, galvanized with plastic tag holder.....\$1.00

6" peg hook, powder coated gloss black, with plastic tag holder.....\$1.50

**Candy racks** - for standing on gondola base deck – stand together in-line to make a candy aisle display

LED candy rack – 3ft x 54" x 16" with 10 wire 'waterfall-style' shelves.....\$630.00 each

Non-led candy rack – 3ft x 54" x 16" with 10 wire 'waterfall-style' shelves.....\$330.00 each

Sales direct #480-510-1063

[jon@creativedisplayworks.com](mailto:jon@creativedisplayworks.com)





## Lead Times - Shipping - Payment

### Lead Times

We manufacture for our corporate partners and for independent owners across the country. Sometimes our production line gets very busy, and we need 4-6 weeks to build and ship gondola fixtures. We provide an estimated lead time needed to build your fixtures upon quote, and we're always trying for sooner.

Lead time for new orders is however *a/ways* dependent on our current production schedule. Whenever possible, please place orders in advance when you know your 'need for' date. This allows us to help hit your target for arrival and assures we can build and deliver in time for a store opening.

### Shipping

We can ship your gondola set on pallets with notified lift gate delivery to the front of your store. You'll receive tracking info the day we ship, and the carrier will also call you just before delivery.

We quote our shipping costs for your consideration and before finalizing any order. We shop four national carriers offering lift-gate delivery and offer you our lowest quote among them.

Shipping pallets that weigh hundreds of pounds unfortunately isn't free :( Please note that it's also cheaper to ship from Phoenix to CA, NV, AZ, NM, & TX, and more expensive to ship to the East Coast and Northeast. But we'll happily quote every customer who asks for a price.

Note: Drivers will not bring fixtures into your store under any circumstances. Moving fixtures from delivered location is solely the responsibility of the buyer. We recommend a good furniture dolly and a qualified helper when its time move the fixtures from pallet into your store.

### Payment - required to start any order

ACH transfers, business checks and credit cards all gladly accepted. We accept AMEX, Visa, Mastercard through private payment link to start your order. Once you're happy with your quoted fixtures and shelves, payment can be made easily through a private payment link that we will send to you by both email and text.

Once we receive payment, your order is placed in que on our production schedule. Quotes are not orders until payment is received. You will receive an invoice marked 'paid' as your order confirmation and receipt once an order is confirmed.

**We hope to build for you soon**